

# DR. VIRENDRA SWARUP KINDERWORLD

AGRA

## SUMMER HOLIDAY HOMEWORK (2020-21)

### ENGLISH:

- PRACTICE THE FOLLOWING LINES GIVEN BELOW:-
  1. STANDING LINES
  2. SLEEPING LINES
  3. SLANTING LINE
- PRACTICE THE FOLLOWING ALPHABETS GIVEN BELOW:

**A B C D E F G H I**

- LEARN ALPHABETS A to L with pictures

### MATHS:

- PRACTICE COUNTING 1 to 10
- COUNT AND WRITE THE CORRECT NUMBER
- LEARN COUNTING 1 to 20

### HINDI:

- दिए गये कार्य पत्र पर अ से उ तक स्वरों का अभ्यास कीजिए ।
- अ से अः तक स्वर याद कीजिए।

### E.V.S:

- LEARN ANY FIVE FRUITS NAME
- LEARN ANY FIVE COLOURS NAME

### ART AND CRAFT:-

WASTE MATERIAL (ANY ONE):-

- PEN STAND
- WALL HANGING
- FLOWER POT

MAKE A CHART ON ANY ONE TOPIC:-

- FRUITS NAME
- SHAPES
- COLORS NAME

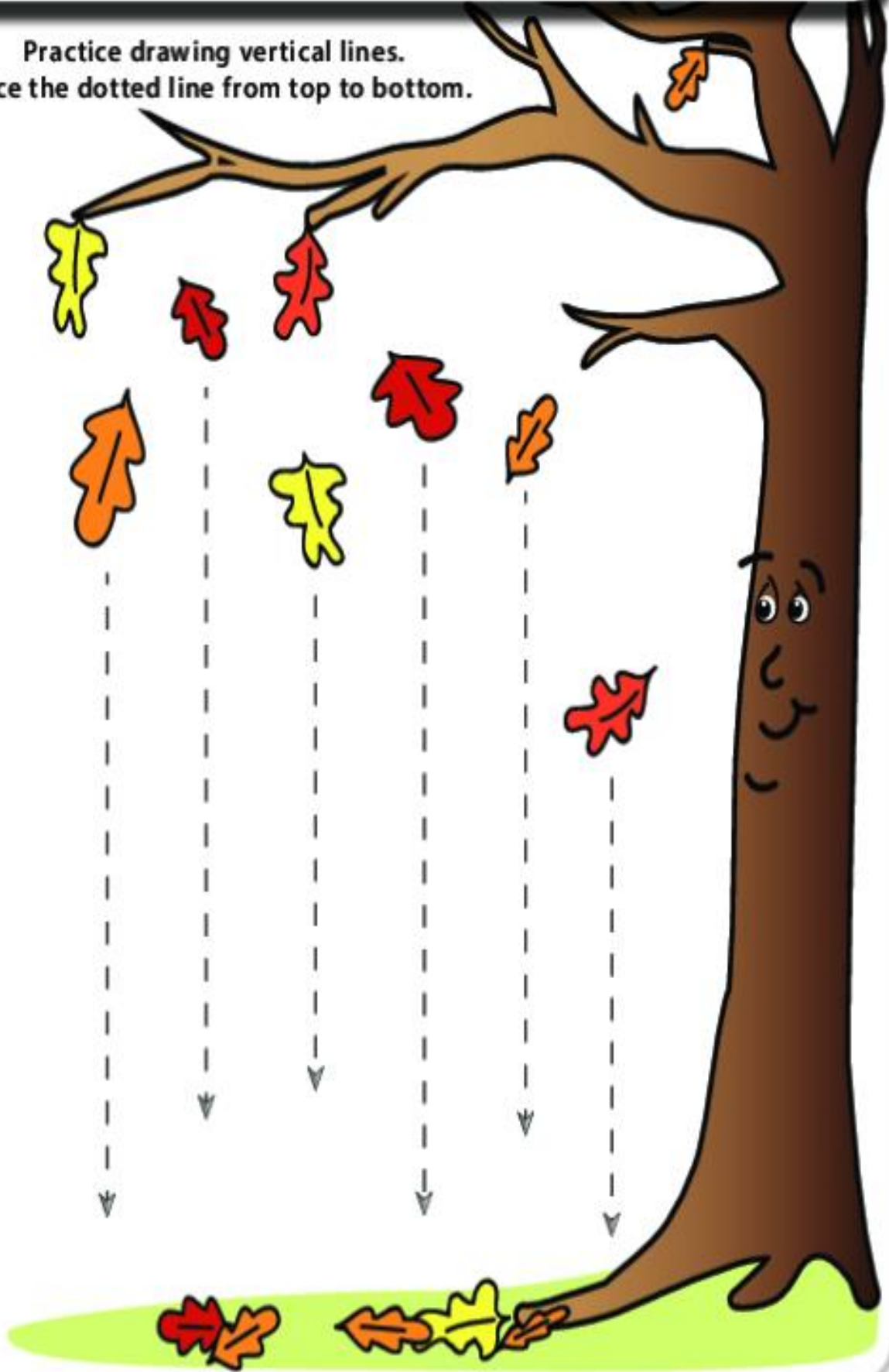
### NOTE:-

- WORK SHOULD BE VERY NEAT AND CLEAN.
- WASTE MATERIAL ITEM AND CHART SHOULD BE ATTRACTIVE.

# Tracing Lines




Practice drawing vertical lines.  
Trace the dotted line from top to bottom.




# Sleeping Lines

Join the dots to draw Sleeping Lines.



Trace the lines and color the picture



A A A A A A A

B B B B B B B

C C C C C C C

D D D D D D D

E E E E E E E











F F F F F F F

G G G G G G G




H H H H H H H

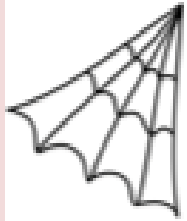
I I I I I I I

# Trace Numbers (1-10)

	1	1	1	1	1
	2	2	2	2	2
	3	3	3	3	3
	4	4	4	4	4
	5	5	5	5	5
	6	6	6	6	6
	7	7	7	7	7
	8	8	8	8	8
	9	9	9	9	9
	10	10	10	10	10

Count the items and write in the  
box:





# October Numbers

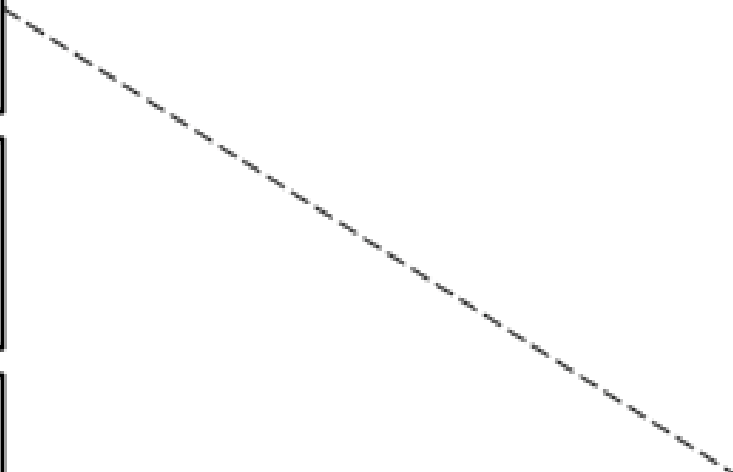




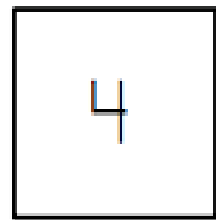


Name \_\_\_\_\_

Write the missing numbers.

1				
	7			10



Count. Draw a line to the matching number.





## हिंदी लेखन

अ - ई



अनार

अ

अ

अ



आलू

आ

आ

आ



इमारत

इ

इ

इ



ईख

ई

ई

ई

Name:.....

Date:.....

# ਤ - (U)

U as in put



ਤਲਲੂ  
Ulluu  
(Owl)

Steps to write the letter "ਤ"

ਤ ਤ ਤ ਤ

ਤ ਤ ਤ ਤ ਤ ਤ ਤ

ਤ ਤ ਤ ਤ ਤ ਤ ਤ

Blank handwriting practice lines.

Blank handwriting practice lines.

Blank handwriting practice lines.

Blank handwriting practice lines.

